




/How the charging process for your electric vehicle works


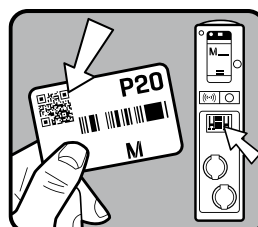
1. Entrance

When you enter the car park, take a parking ticket from the dispenser at the entrance gate. Follow the signs in the car park to the parking spaces with charging facilities.





2. Parking and charging

Park your vehicle by one of the charging stations. Scan in the QR code printed on the parking ticket on the charging station's scanner.



The flashing green ring indicates that it is ready to charge and you can plug in your vehicle. Connect the charging cable with the socket indicated. Your vehicle is now being charged.




3. Payment process

After you return from your trip, pay the surcharge for electric charging and any additional parking fees at the pay machine.



4. Finish charging process

Afterwards, unplug the charging cable in your parking space. The charging station is automatically disconnected after payment. The charging process is now finished.



If you have any questions, press the call button on the charging station.
We wish you a good journey!